

GCS / GCC Colored Lens Series

Selectable Candela Signals

24 VDC Colored Lens Strobe and Horn/Strobe

24 units per carton, 29 pounds per carton

Applications

The Commander4 Colored Lens Series are ceiling mount strobe or horn/strobes that offer dependable audible and visual alarms for warning and emergency notification. Applications include emergency communication, severe weather, emergency response and many more.

The GC Colored Lens Series are 24VDC appliances available in lens colors of amber, blue, green and red. The series offers tamperproof field selectable candela options of 15, 30, 75, 95 and 115 candela. The GCC horn/strobe offers a continuous or synchable temporal 3 in 2400Hz and mechanical. All tones are easy for the professional to change in the field by the use of switches.

The Commander4 Colored Lens Series is shipped with a standard 4" mounting plate which incorporates the popular Super-Slide® feature that allows the installer to easily test for supervision. The product also features a locking mechanism that secures the product to the bracket without showing any screws. The GC Colored Lens Series also features the patented Checkmate® instant voltage verification feature which allows the installer to check the voltage drop draw and match it against the blueprint.

The Commander4 Colored Lens Series appliances are ANSI/UL 1638, ANSI/UL 464, CAN/ULC S525 and/or CAN/ULC S526 listed and is warranted for three years from the date of purchase.

Standard Features

- Nominal voltage 24 VDC
- Tamperproof field selectable candela options of 15, 30, 75, 95 & 115
- Unit Dimensions: 6" (15.24 cm) x 2.6" (6.604 cm)
- Lens colors available: amber, blue, green and red
- Super-Slide® Bracket, Ease of Supervision Testing
- Checkmate® Instant Voltage Verification
- Prewire entire system, install mounting bracket, then install signals
- Input terminals accept 12 to 18 AWG
- Horn/strobe switch selection for high or low dBA
- Horn/strobe switch selection for 2400Hz or mechanical tone
- Horn/strobe switch selection for continuous or temporal 3 tone
- Synchronize strobe and/or horn using the Gentex AVSM Control Module
- Silence audible while visual appliance will remain flashing
- Tamperproof re-entrant style grill
- Surface mount with the GCSB (Gentex Ceiling Surface Mount Box).
- Faceplate available in red or off-white
- Ceiling mount



Product Listings



- ANSI/UL 464 and ANSI/UL 1638 Listed
- CAN/ULC S525 and/or CAN/ULC S526 Listed
- CSFM: 7135-0569:133 (GCS Colored Lens)
7135-0569:137 (GCC Colored Lens)

Patents

- 7,375,617 May 20, 2008

Product Compliance

- NFPA 72
- IBC/IFC/IRC
- Quality Management System is certified to:
ISO 9001:2008

GCS Colored Lens, Selectable Candela, Low Profile Strobe

Model	Part Number	Lens Color	Voltage (VDC)	Candela
GCSA24PCR	904-1383-002	Amber	24	15, 30, 75, 95, 115
GCSA24PCW	904-1384-002	Amber	24	15, 30, 75, 95, 115
GCSB24PCR	904-1385-002	Blue	24	15, 30, 75, 95, 115
GCSB24PCW	904-1386-002	Blue	24	15, 30, 75, 95, 115
GCSG24PCR	904-1387-002	Green	24	15, 30, 75, 95, 115
GCSG24PCW	904-1388-002	Green	24	15, 30, 75, 95, 115
GCSR24PCR	904-1389-002	Red	24	15, 30, 75, 95, 115
GCSR24PCW	904-1390-002	Red	24	15, 30, 75, 95, 115

GCC Colored Lens, Selectable Candela, Low Profile Horn/Strobe

Model	Part Number	Lens Color	Voltage (VDC)	Candela	Reverberant dBA at 10ft.	Anechoic Room dBA at 10ft.
GCCA24PCR	904-1375-002	Amber	24	15, 30, 75, 95, 115	81-86 dBA	90 dBA
GCCA24PCW	904-1376-002	Amber	24	15, 30, 75, 95, 115	81-86 dBA	90 dBA
GCCB24PCR	904-1377-002	Blue	24	15, 30, 75, 95, 115	81-86 dBA	90 dBA
GCCB24PCW	904-1378-002	Blue	24	15, 30, 75, 95, 115	81-86 dBA	90 dBA
GCCG24PCR	904-1379-002	Green	24	15, 30, 75, 95, 115	81-86 dBA	90 dBA
GCCG24PCW	904-1380-002	Green	24	15, 30, 75, 95, 115	81-86 dBA	90 dBA
GCCR24PCR	904-1381-002	Red	24	15, 30, 75, 95, 115	81-86 dBA	90 dBA
GCCR24PCW	904-1382-002	Red	24	15, 30, 75, 95, 115	81-86 dBA	90 dBA

R = Red Faceplate, W = White Faceplate

All units are available in plain (no lettering).
Plain units are not returnable

Lens Colors: A = Amber R = Red B = Blue G = Green

ALERT and AGENT bezels available for order

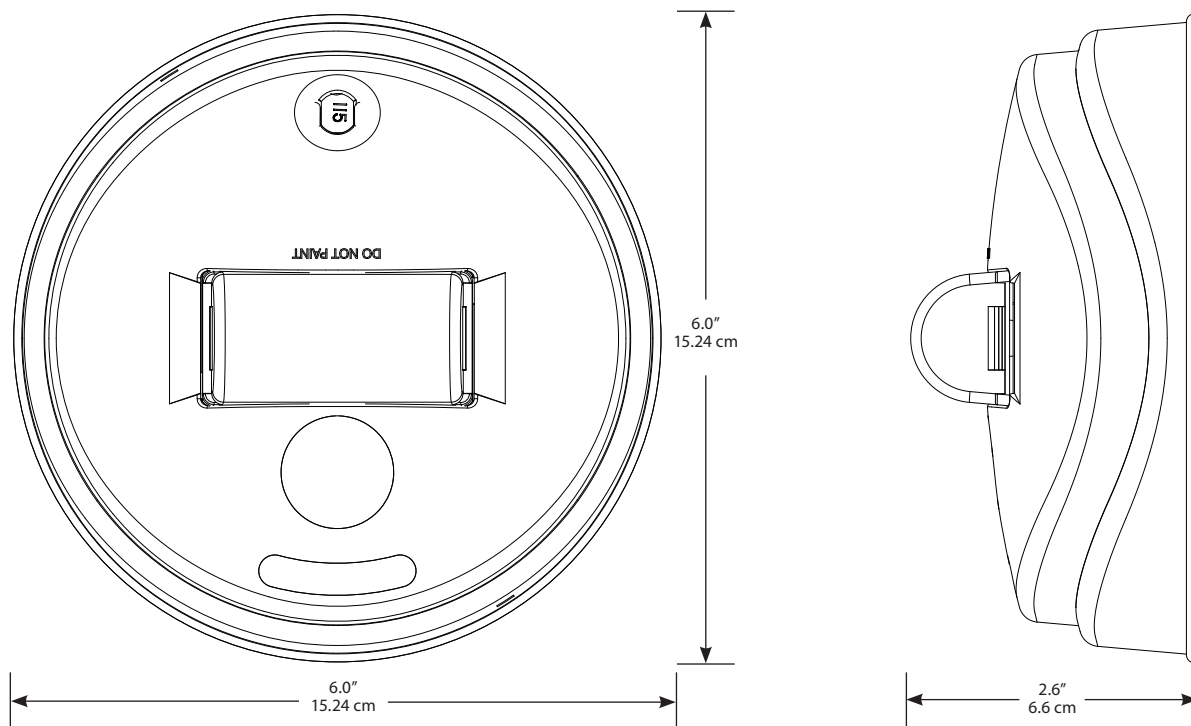
GC Colored Lens Series Strobe Current Ratings

Candela	Amber / Blue / Green Lens Current Ratings					Red Lens Current Ratings				
	15 cd	30 cd	75 cd	95 cd	115 cd	15 cd	30 cd	75 cd	95 cd	115 cd
UL Max	124 mA	124 mA	139 mA	205 mA	212 mA	124 mA	124 mA	212 mA	283 mA	313 mA

GCC Colored Lens Series Horn Decibel (dBA) and Current Ratings (mA)

Horn Mode	Minimum SPL @ 10ft. per ANSI/UL 464 (HIGH)	Minimum SPL @ 10ft. per ANSI/UL 464 (LOW)	UL Max 24 VDC Operating Current (HIGH)
Temp 3 2400Hz	83 dBA	75 dBA	23 mA
Temp 3 Mechanical	81 dBA	73 dBA*	22 mA
Continuous 2400Hz	86 dBA	78 dBA	23 mA
Continuous Mechanical	84 dBA	76 dBA	22 mA

* Operating the horn in this mode at this voltage will result in not meeting the minimum ANSI/UL 464 reverberant sound level required for public mode fire protection service. These settings are acceptable only for private mode fire alarm use. Use the high dBA setting for public mode application (not applicable when using the chime tone. The chime tone is always private mode).



Gentex Super-Slide® Mounting Bracket

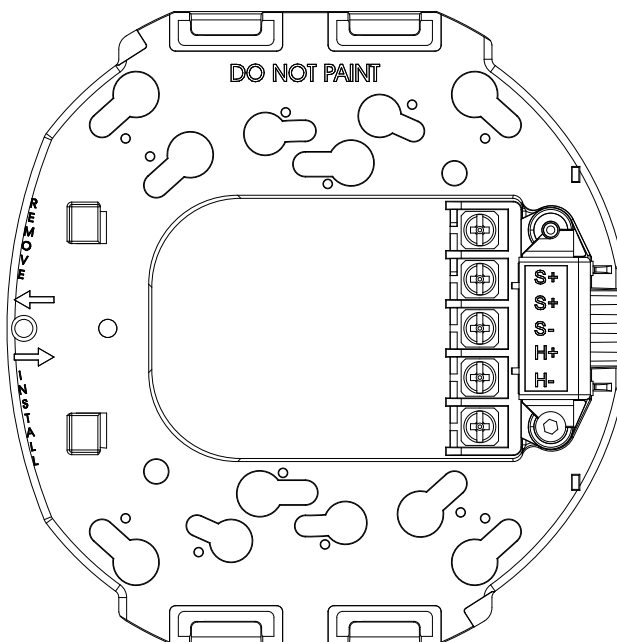
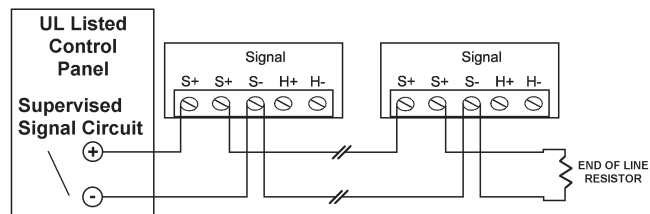
Allows the installer to prewire the system, test for system supervision, remove the signal head until occupancy, switch out Gentex signals without changing mounting brackets and has locking edge connector for snap-in-place installation.

Gentex Checkmate® Instant Voltage Verification

It is often necessary to confirm the voltage drop along a line of devices. The access holes are provided in the back of the terminal block to allow the voltage to be measured directly without removing the device. Typically this would be done at the end of the line to confirm design criteria. Most measurements will be taken using the S+ and S- locations although access is provided to other locations. *Notice: Care should be taken to not short the test probes.*

Notes

- Operating temperature: 32° to 120°F (0° to 49°C)
- The GCS/GCC Colored Lens Series is not listed for outdoor use
- For nominal and peak current across ANSI/UL regulated voltage range for filtered DC power and unfiltered (FWR [Full Wave Rectified]) power, see installation manual
- The sound output for the temporal 3 tone is rated lower since the time the horn is off is averaged into the sound output rating. While the horn is producing a tone in the temporal 3 mode, its sound pressure is the same as the continuous mode.
- This appliance is not recommended for use on coded or pulsing signaling circuits



GCS / GCC Colored Lens Series

Selectable Candela Signals

Architect & Engineering Specifications

The audible and/or visible shall be Gentex GCS, GCC Colored Lens Series or approved equal and shall be listed by Underwriters Laboratories (ANSI/UL) per ANSI/UL 464 and/or ANSI/UL 1638 and CAN/ULC S526 and/or CAN/ULC S525. The notification appliance (combination audible/visible units only) shall produce a peak sound output of 90 dBA or greater as measured in an anechoic chamber and shall also have the capability to silence the audible signal while leaving the visible signal energized with the use of a single pair of power wires. Additionally, the user shall be able to select either continuous or temporal tone output with the temporal signal having the ability to be synchronized. The unit shall be capable of being installed so that any unauthorized attempt to change the candela setting will result in a trouble signal at the fire alarm panel. The audible/visible and visible signaling appliance shall also maintain a minimum flash rate of 1Hz or up to 2Hz regardless of power input voltage. The appliance shall have an operating current of 124 mA or less at 24 VDC for the 15 Cd strobe circuit in amber, blue, green or red lens colors. The appliance shall be polarized to allow for electrical supervision of the system wiring. The unit shall be provided with terminals with barriers for input/output wiring and be able to mount to a single gang or double gang box or double workbox with the use of an adapter plate. The GC Colored Lens Series shall be mounted on the ceiling. The unit shall have an input voltage range of 16-33 volts with either direct current or full wave rectified power for 24 volt models. The appliance shall be capable of testing supervision without disconnecting wires, verify voltage without removing unit and be capable of mounting to a surface back box.