
























Accessories Overview

For use with Fireray®		5000	3000	50R/100R	3000 EExd
	5000-201 Adjustment Bracket Adjustment Bracket for Fireray® 5000 offering 360° rotation plus 130° adjustment.	●			
	5000-007 4 Prism Adaptor Plate Comes pre-drilled to mount 4 prisms. Designed to mount on the Universal Mounting Bracket 5000-005 or the Fireray® 3000 Adjustment Bracket 3000-201. Prisms and Brackets are ordered separately.	●		●	
	5000-008 Single Prism Adaptor Plate Comes pre-drilled to mount 1 prism. Designed to mount on the Universal Mounting Bracket 5000-005 or the Fireray® 3000 Adjustment Bracket 3000-201. Prisms and Brackets are ordered separately.	●		●	
	23901 Prism Replacement prisms for Reflective Beam Smoke Detectors.	●		●	
	5000-004 Long Range Prism Kit 3 additional prisms for use with Fireray® 5000 when the prism installation is between 160ft and 330ft from the detector head.	●		●	
	5000-006 Prism Wall Bracket Reflector Wall Bracket comes pre-drilled to mount 1 (up to 160ft) or 4 (160ft to 330ft) prisms. Hole pattern on side mounting flange similar to Unistrut. Prisms ordered separately.	●		●	
	3000-201 Adjustment Bracket Adjustment Bracket for Fireray® 3000 offering 360° rotation plus 180° adjustment; can also be used with Prism Adaptor Plates.		●	●	

Accessories Overview

For use with Fireray®		5000	3000	50R/100R	3000 EExd
	3000-202 Flush Mount Plate Flush Mount Plate for Fireray® 3000.		•		
	3000-203 Flush Mount Plate Flush Mount Plate with 4" square back-plate for Fireray® 3000.		•		
	1000-019 Protective Wire Cage Fireray® 5000 Controller Protective Wire Cage. Made to mount to a flat surface. Includes 4 Philips Head screws and mounting hardware.	•			
	1000-018 Protective Wire Cage Fireray® 5000, 3000 Detector Protective Cage. Made to mount to a flat surface. Includes 4 Philips Head screws and Fireray Wire mounting hardware.	•	•		
	1000-020 Protective Wire Cage Fireray® 50/100 R Detector Protective Wire Cage. Made to mount to a flat surface. Includes 4 Philips Head screws and mounting hardware.				•
	5000-014 Universal Ceiling Mount For use with Fireray® 5000, 3000 and 50R/100R prism and Universal Bracket.	•	•	•	
	5000-011 Fireray® 5000 Series Detector Uni-Box Back box and hinged lid includes conduit knockouts on all four sides. Universal back plate mounting with one conduit knock-out. Captive screw lock on front plate. Mounting holes for optional 1000-018 wire cage and 3000-202 flush mount plate.	•	•		
	5000-009 Controller Back Box For use with Fireray® 5000. Includes conduit knock-outs on top and bottom. Surface or Flush Mount. Universal back plate mounting with one conduit knock-out.	•			
	5000-010 Semi Flush Trim Plate Mounts on the 5000-009 Controller Back Box for semi-flush installations.	•			

Accessories Overview

For use with Fireray®		5000	3000	50R/100R	3000 EExd
	5000-012 Detector Cover Plate Pre-drilled to mount the Fireray® 5000 Detector Head to a double gang electric box.	•			
	3000-209 Controller Back Box For use with Fireray® 3000. Surface/semi-flush mount back box. Metal with knock-outs on top and bottom. Has a universal back plate mounting hole pattern.		•		
	3000-210 Semi-Flush Trim Plate For use with Fireray® Plate for use with 3000-209 Controller Back Box (sold separately). Use when 3000-209 back-box is recessed in wall for clean finish look.		•		
	0608 Surface Mount Back Box For use with 50RU/100RU. Two 1/2"-3/4" conduit knock-outs on each side. Universal back plate mounting with one conduit knockout. Mounting holes for 0893 alignment bracket and 1000-020 wire cage.			•	
	0893 Surface Mount Wall Bracket Alignment Bracket for Fireray® 50RU/100RU beam detectors or single prism. Bracket pivots up to 45° for accurate alignment.			•	
	0400-01 LLC Remote Test Station For use with Fireray® 50RU/100RU. Single gang stainless steel wall plate with 7" pigtail leads. Includes Data Link cable assembly. Allows Low Level testing.			•	
	0209 Obscuration Filter Replacement Obscuration Filter for UL sensitivity test on both Projected and Reflected Beam Smoke Detectors.			•	•



US Sales and Distribution
FFE Limited
1455 Jamike Ave Ste 200
Erlanger, KY 41018-3147 USA

t +1 859 957 1570
f +1 972 534 1526
e america@ffeuk.com
w www.ffeuk.com

Individual detailed data sheets can be downloaded from www.ffeuk.com.

Document Part No: 24-0037-07
0665

www.ffeuk.com